

TANDEM plus BLUMOTION 562. full extension drawer runners

Supplement to

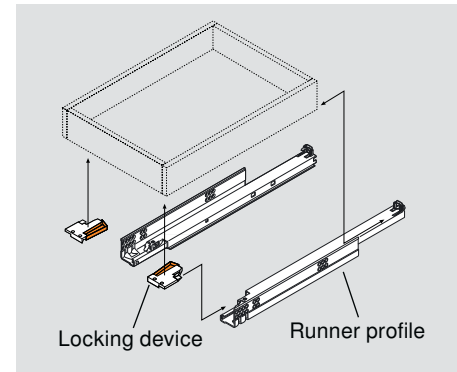
TANDEM

LIT.TDM1000.08.09

Description

- Full extension concealed drawer runners with integrated BLUMOTION
- For **16** (5/8") max. drawer side thickness
- Frame applications must be blocked out
- Rear tilt adjustment
- Force-guided right side and ± 1.5 (1/16") tolerance-compensating left side
- Dynamic load capacity of 75 lb
- Static load capacity of 100 lb

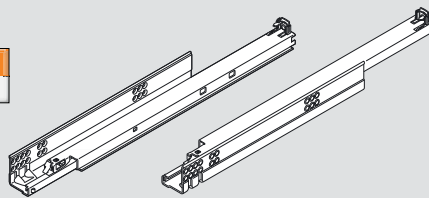
Basic components



Components

Profile set

One set required per drawer



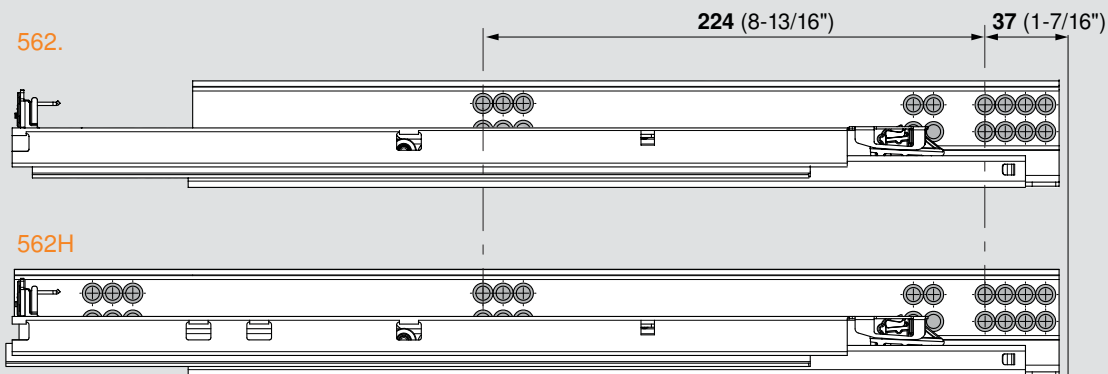
For overall cabinet depth	Drawer length	Extension loss	TANDEM plus BLUMOTION
533 (21")	457 (18")	3 (1/8")	562.4570B
610 (24")	533 (21")	3 (1/8")	562.5330B

NOTE: These runners are for **16** (5/8") max. drawer side thickness

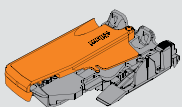
Installation screw	707N
Installation screw	661.1300.HG

Profile comparison

NOTE: Same hole pattern/location as the 562H



Standard locking device



- One right and one left required per drawer
- Minimum interior drawer width **121** (4-3/4")
- Height adjustable **+3** (1/8")
- All other TANDEM locking devices can also be used

Part no.

Right locking device	T51.1700.04 R
Left locking device	T51.1700.04 L
Installation screw	612TH

Rear mounting bracket for frame cabinets

NOTE: Rear brackets and sockets cannot be used. Cabinet sides must be blocked out flush with the inside of the frame.