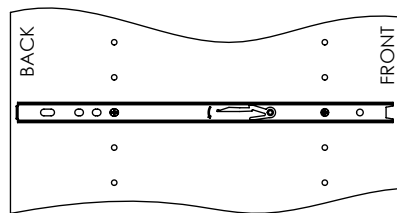
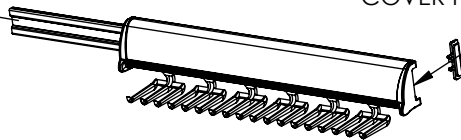
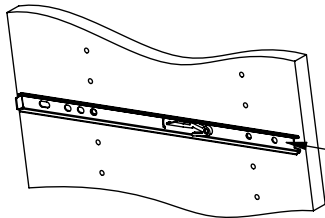


**STEP 1:** DISCONNECT SLIDE BY MOVING LEVELER DOWN AS THE ARROW SHOWS AND PULL APART

**STEP 2:** INSTALL THE INSIDE SLIDE MEMBER TO THE SIDE PANEL WITH SCREWS



**STEP 3:** ALIGN SLIDE MEMBER INTO FRONT END AND PUSH BACK TOGETHER



**STEP 4:** INSTALL THE SMALL BLACK COVER PLATE ON END OF RACK