

Drawer Inserts

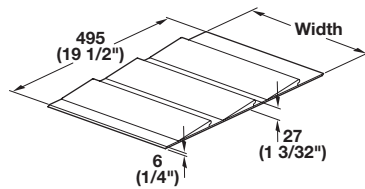



Double Cutlery Drawer

- Squeeze to release inner drawer
- Designed to store all your silverware in one drawer
- Comes completely assembled and ready to install
- Prepped for Häfele, Blum or Salice Undermount slides, must order separately
- Add your own drawer front, customer supplied
- Finished solid maple silverware dividers installed on both upper and lower drawer box
- Minimum 5" high drawer opening
 D x H: 533 x 106 mm (21" x 4 3/16")

Material: Prefinished 1/2" Maple sides
 Prefinished 1/4" Birch ply bottom

Cabinet Size	Width	Item No.
381 (15")	292 (11 1/2")	556.48.800
457 (18")	368 (14 1/2")	556.48.801
533 (21")	445 (17 1/2")	556.48.802
610 (24")	521 (20 1/2")	556.48.803

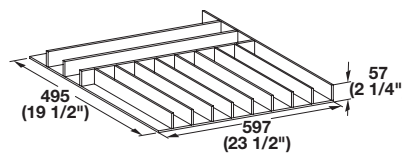
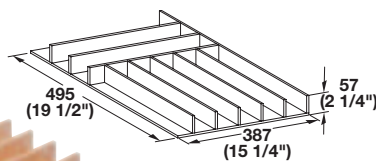
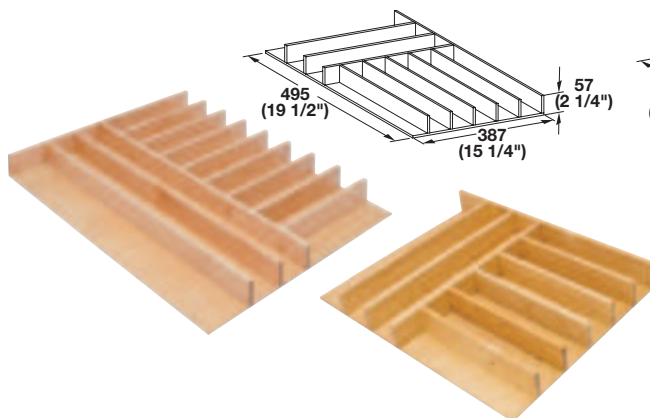


Spice Tray

- Designed for spice containers of any size
- Can be cut-to-size

Material: Birch with durable clear UV coating

Width	Item No.
387 (15 1/4")	556.99.114
597 (23 1/2")	556.99.117



Cutlery Tray

- Each cutlery section is 70 mm (2 3/4") wide
- Can be cut-to-size
- Minimum trim depth is 362 mm (14 1/4")

Material: Birch with durable clear UV coating

Width	Item No.
387 (15 1/4")	556.99.104
597 (23 1/2")	556.99.107

Dimensions in mm
 Inches are approximate