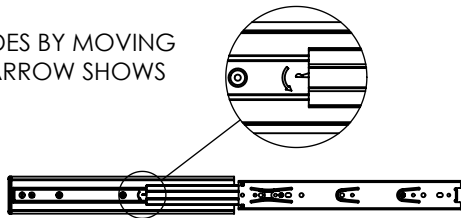
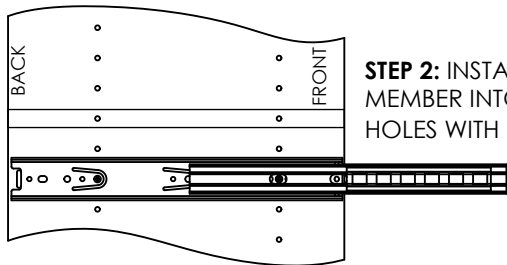


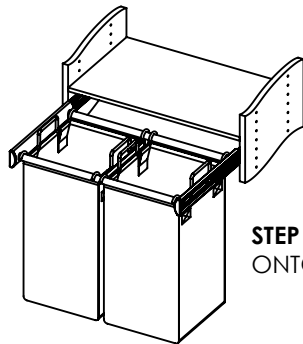
STEP 1: DISCONNECT SLIDES BY MOVING LEVELER DOWN AS THE ARROW SHOWS AND PULL APART



STEP 2: INSTALL THE INSIDE SLIDE MEMBER INTO THE PANEL SYSTEM HOLES WITH EURO SCREWS



STEP 3: ALIGN SLIDE MEMBER INTO ENDS AND PUSH BACK TOGETHER



STEP 4: INSERT THE HAMPER BAGS ONTO THE FRAME FROM ABOVE

